

My Little Pony

Grooming Tips for Your Soft Sleepy Newborn Pony™

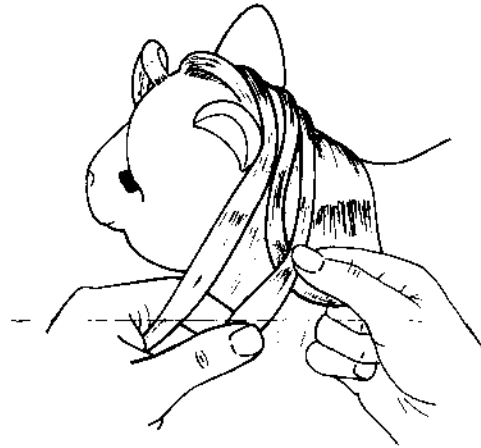
Your Sleepy Newborn Pony likes you to comb and style her pretty mane and tail. Here are some grooming suggestions:

How to Braid:

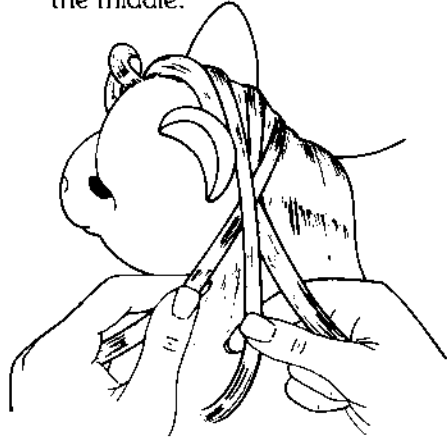
1. Divide your pony's hair into three equal sections.




2. Cross the right section over the middle.



3. Bring the left section into the middle.



4. Continue until you reach the end of the hair. Tie with a ribbon.



Braid a ribbon into your pony's hair for a fancy fashion look!

Clip your pony's hair with barrettes (not included) for more styling fun!

Your pony's eyes close when you brush her tail! To make her eyes close, grasp a small section of her tail and brush hair with smooth strokes.