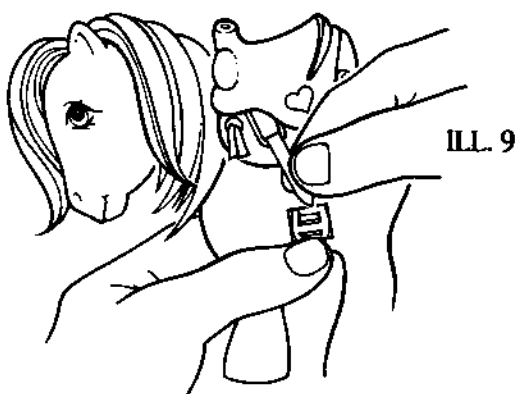
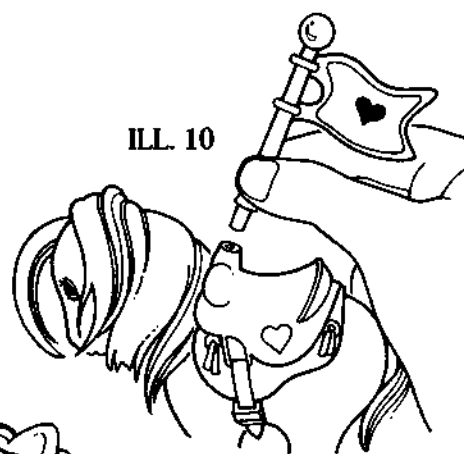


8. Lemon Drop likes to be dressed with the saddle, bridle and reins. Place the saddle on Lemon Drop's back with the buckle on her right. Wrap the buckle around and under the pony. Pull the strap through the buckle until the tab holds it in place. (ILL. 9) You can fit a flag into the hole in the saddle, too. (ILL. 10)

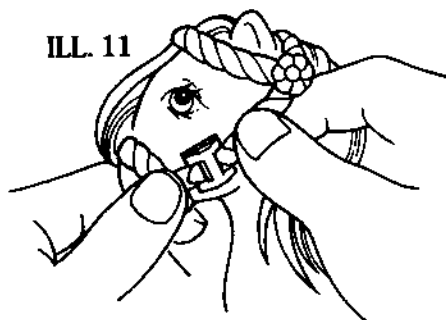


ILL. 9




ILL. 10

Place the front of the bridle snug over her mouth with the buckle on her left. Wrap the bridle over her ears. Pull the strap through the buckle until the tab holds it in place. (ILL. 11) For the reins, fit the two holes at its ends over the two posts in the bridle (located on each side of the pony's mouth). (ILL. 12)

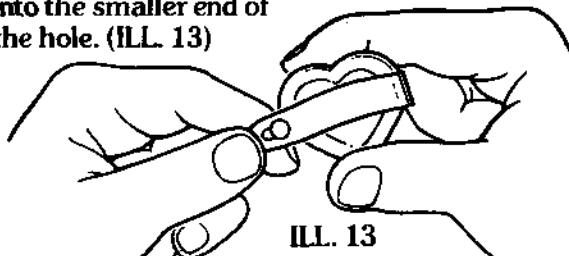


ILL. 11



ILL. 12

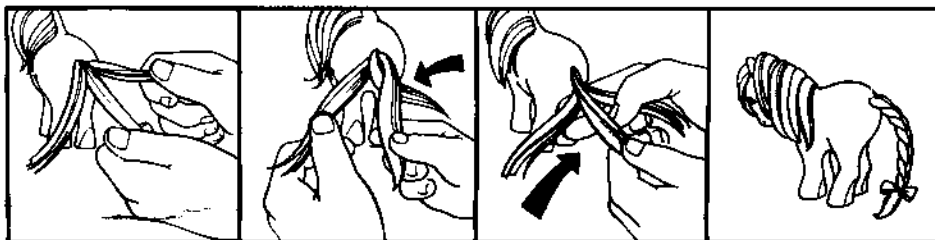
9. To keep your pony's hair silky and shiny, you should brush it often. Bring the brush handle behind the brush and fit its hole over the peg on the brush. Position the peg into the smaller end of the hole. (ILL. 13)



ILL. 13

10. Lemon Drop Likes her hair to be braided. (ILL. 14)

ILL. 14

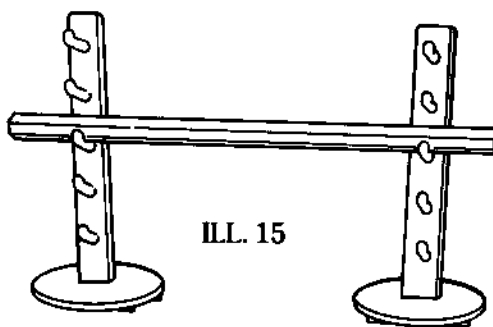


1. Divide the tail into three equal sections.

2. Cross the right section over the middle. Bring the left section into the middle.

3. Continue until you reach the end of the hair. Tie with a ribbon.

11. You can make a fine show arena outside of the stable with the fence sections, the A-style jump, and the pole jump. For the pole jump, position the jump between the pegs on the two poles. (ILL. 15) Present your ponies with the award ribbons and trophy cups after the show! You can attach an award ribbon to the pony's bridle, as shown. (ILL. 16)

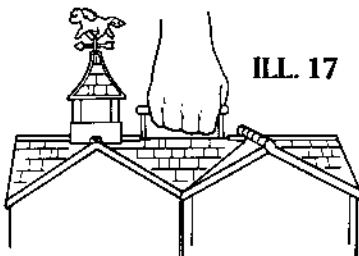


ILL. 15



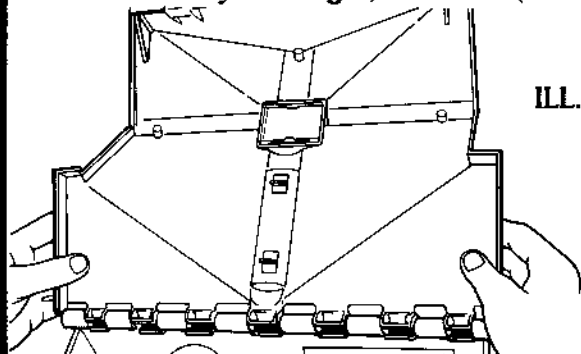
ILL. 16

12. To carry your Show Stable to play, first place the pony and all the pieces inside of the stable. Close the back door until you feel and hear it snap into place. Lower the roof onto the stable. Close the front double doors until they snap into place. Be sure the stable roof is closed securely. Carry by the handle on the roof. (ILL. 17)



ILL. 17

NOTE: If the roof or the doors happen to come off during play, simply snap them back in by the hinges, as shown. (ILL. 18)



ILL. 18

