



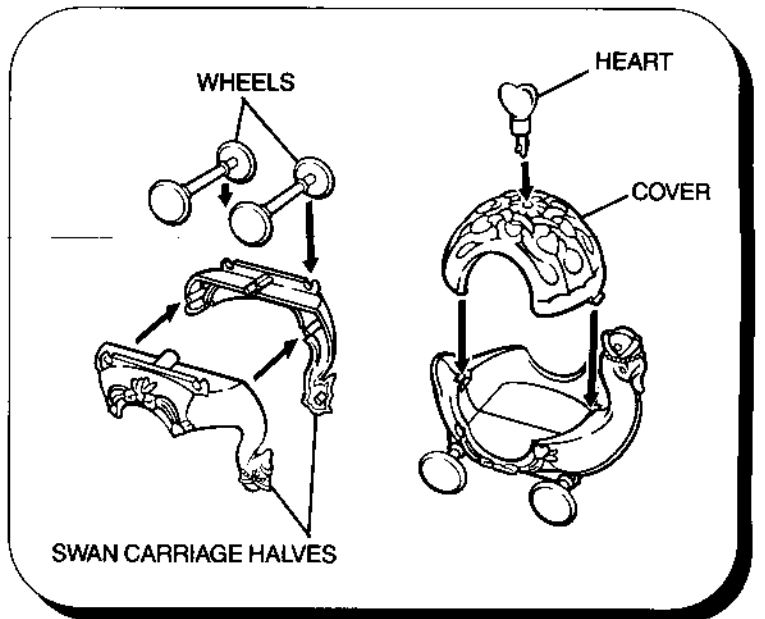
13. Turn playset to balcony side. Snap guard towers into playbase. To attach ribbon marked "D" to guard tower roof, insert hook located on end without bow into large hole in roof. Insert remaining hooks into holes in roof, inserting last hook into large hole with first hook. Align straight-edged tab on roof with notch on top of tower. Repeat for other guard tower roof. Insert posts on 2 small flags into guard tower roofs.



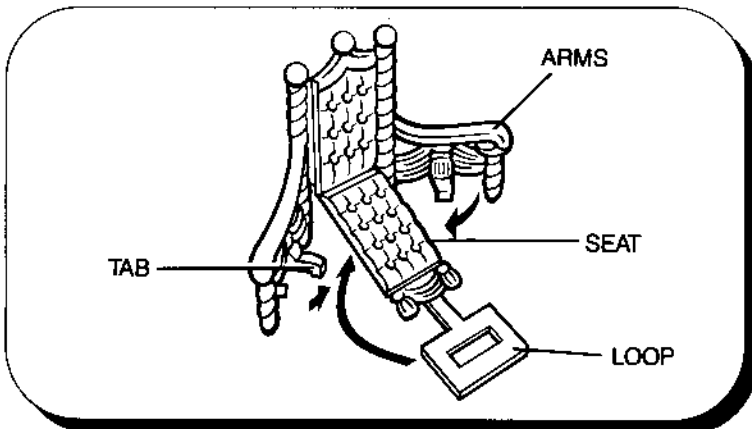
14. Insert posts on balcony into holes in light tower floor.



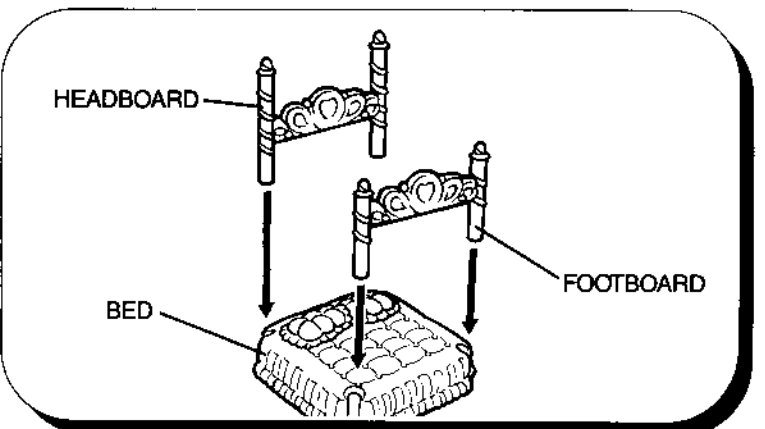
15. Turn playset to courtyard side. Press 2 long palace flags into holes in playbase.



16. Press together both halves of swan carriage. Snap wheels onto carriage. Press cover onto carriage. Insert post on carriage heart into hole in cover.



17. Fold up throne seat. Fold in arms. Bend loop under seat and hook it over the tab.



18. Insert posts on headboard into slots in head of bed. Insert posts on footboard into slots in foot of bed.