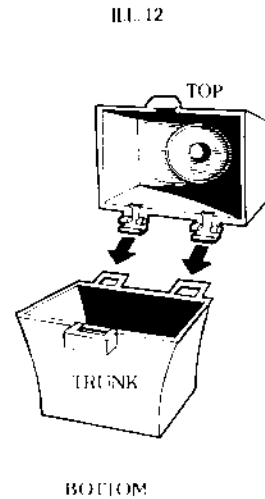
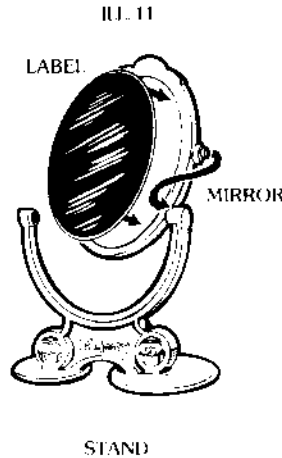
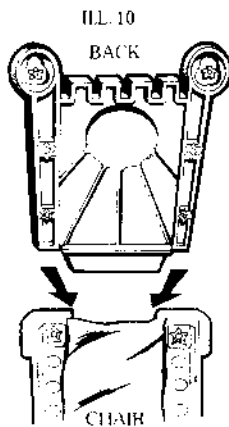
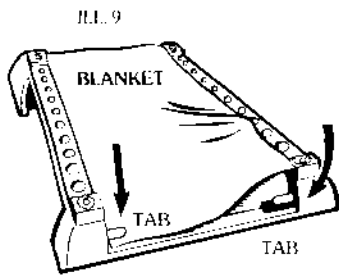


7. Lay blanket on chair of throne. Secure by placing under tabs. (ILL. 9) Snap back of throne into chair. (ILL. 10) Brush and plait Majesty's hair while she stands on her throne.

8. Peel off back of mirror label and apply. Snap mirror into stand. (ILL. 11)

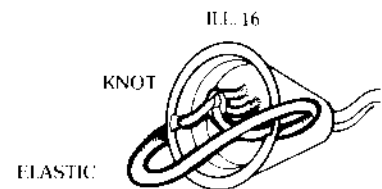
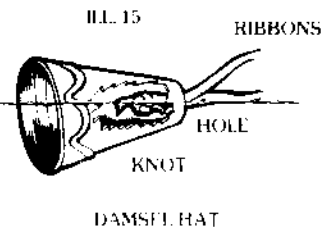

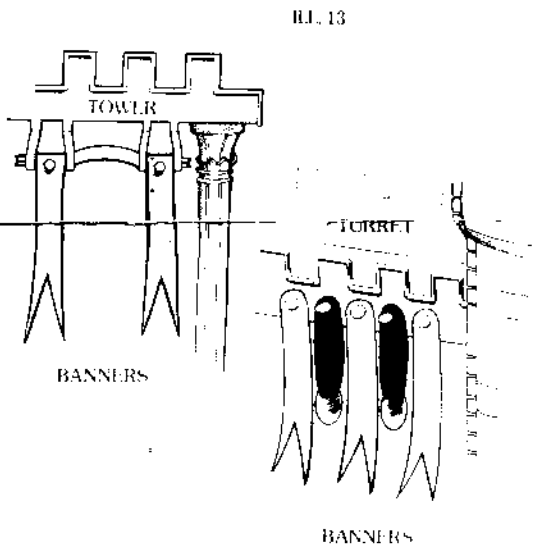
9. Snap top and bottom of trunk together. (ILL. 12) Trunk opens and closes for storage.



10. Hang banners on hooks in turret and tower. (ILL. 13)

11. Dress Majesty in her regal best. Wrap cape around her. Thread ribbon through holes in the cape. Tie together with ribbon. (ILL. 14)

12. Thread two ribbons through holes in top of damsel hat. Pull halfway. Knot ends. Pull ribbons through top of hat. (ILL. 15) Fit elastic through holes on sides of hat. Ends should meet outside the hat. Tie ends in knot. Pull elastic taut. (ILL. 16) Place hat on Majesty's head. Bring elastic under chin.



13. Place crown between Majesty's horn and ears. (ILL. 17)

14. Pop out shoes from frame. Place shoes in rack Majesty rests her hoofs on rack for a perfect fit. (ILL. 18)

15. Arrange accessories (table, goblets, mirror, shoe rack, jumping hoops, trunk, throne) through-out rooms of castle.

